

# EUSIPA Market Report

## on structured investment products

Q3/2015



### Contents

---

Highlights .....	2
Quarterly overview .....	3
Exchange turnover .....	5
Outstanding volume .....	6
Number of new listings on exchange .....	7
Number of exchanged listed products .....	8
Appendix .....	9

# 1. Highlights

## Exchange Turnover: Increasing Turnover (Year-to-Year)

In the third quarter of 2015 the overall exchange turnover decreased to 34.67 bn EUR which is a minus of 10% compared to the previous quarter (where it stood at 38.59 bn EUR). On a year-to-year basis the turnover increased by 32%. Leverage Products accounted in Q3 2015 for a turnover of 25.67 bn EUR with an increase of 50% (on a year-to-year basis) and investment products for 9.01 bn EUR, which is a minus of 2% compared to the equivalent last year quarter.

## Outstanding Volume: Decreasing Volume

The Q3 2015 figures for the Austrian, German<sup>1</sup> and Swiss<sup>2</sup> markets show volumes falling by 13% to 220 bn EUR, measured on a year- to-year basis, and also a decrease of 21% compared to the preceding quarter Q2 2015. The volume in leverage products, which is overall rather small compared to the volume of investment products, is 48% lower than in the equivalent quarter Q3 2014.

## Number of New Listings: Increasing Numbers

Compared to the second quarter of 2015 the number of new listings between July and September 2015 increased by 15% to a total of 933'963 products. Whereas 81% of all new listed products were issued in the leveraged product segment, investment products obtain a share of 19%. For leverage products the number of new listings increased by 65% on a year-to-year basis and increased by 19 % compared to the previous quarter. As for investment products, the number of new listings also increased strongly by 29%, measured on a year-to-year basis.









## Number of Products: Increasing Numbers

At the end of September 2015 a total of 1'412'383 products were listed in EUSIPA member countries. This is an increase of 1% compared to the second quarter of 2015 (where the number stood at 1'409'416). Measured on a year-to-year basis the number of listed investment products accounted for an increase of 21%. Leverage products saw an increase of 16% for the same quarter comparison.

<sup>1</sup> The German figures are sourced in from the 16 issuers assembled under the roof of Deutsche Derivate Verband (DDV) and entail assets from the sales of listed note-based structured retail products to customers based in Germany. The 16 issuers cover more than 90% of the German market in these products.

<sup>2</sup> The Swiss figures are sourced in from the Swiss National Bank and represent all assets in listed note-based structured retail products held in Swiss depots of issuers domiciled in Switzerland. The figures include therefore, to a small extent, also assets from product sales of these issuers outside Switzerland. The Swiss National Bank has extended the circle of the reportable institutions for the statistics of the securities held in bank's client deposits. The survey group consists now also of institutions with a special field of business. In case of such institutions with a special field of business and especially for deposits which are stored centrally there are only securities included that are not already stored at another reportable bank and reported by it.

## 2. Quarterly overview (Q3/2015)

	 Austria	 France	 Germany	 Italy	 Netherlands	 Sweden	 Switzerland*	 EUSIPA
<b>Exchange Turnover (Mio. EUR)</b>								
1 Investment Products	93	63	5'644	772	21	106	2'307	9'005
11 Capital Protected	n/a	0	224	n/a	n/a	n/a	104	328
12 Yield-Enhancement	n/a	30	2'599	n/a	9	n/a	795	3'432
13 Participation	n/a	34	2'759	n/a	12	n/a	1'370	4'174
199 Various	n/a	0	62	n/a	n/a	n/a	38	100
2 Leverage Products	14	1'725	6'640	8'264	2'354	4'124	2'546	25'666
21 Without Knock-Out	1	436	1'977	n/a	n/a	52	n/a	2'467
22 With Knock-Out	12	724	3'236	n/a	2'352	1'757	n/a	8'082
23 Constant Leverage	n/a	565	1'426	n/a	2	2'266	n/a	4'259
Various	n/a	n/a	n/a	n/a	n/a	49	n/a	49
<b>Total</b>	<b>107</b>	<b>1'788</b>	<b>12'284</b>	<b>9'036</b>	<b>2'375</b>	<b>4'230</b>	<b>4'853</b>	<b>34'672</b>
Total change - Δ in % to Q3/14**	111	22	20	55	16	132	0	32
Total change - Δ in % to Q2/15***	-24	-14	-7	5	2	28	-46	-10
<b>Outstanding Volume (Mio. EUR)</b>								
1 Investment Products	10'338	n/a	61'791	n/a	n/a	n/a	138'845	210'974
11 Capital Protected	n/a	n/a	30'928	n/a	n/a	n/a	41'609	n/a
12 Yield-Enhancement	n/a	n/a	6'680	n/a	n/a	n/a	49'792	n/a
13 Participation	n/a	n/a	17'837	n/a	n/a	n/a	45273	n/a
199 Various	n/a	n/a	6'346	n/a	n/a	n/a	2'171	n/a
2 Leverage Products	62	n/a	1'497	n/a	n/a	n/a	7'579†	9'138
21 Without Knock-Out	n/a	n/a	642	n/a	n/a	n/a	n/a	n/a
22 With Knock-Out	n/a	n/a	564	n/a	n/a	n/a	n/a	n/a
23 Constant Leverage	n/a	n/a	291	n/a	n/a	n/a	n/a	n/a
Various	n/a	n/a	n/a	n/a	n/a	n/a	n/a	n/a
<b>Total</b>	<b>10'400</b>	<b>n/a</b>	<b>63</b>	<b>n/a</b>	<b>n/a</b>	<b>n/a</b>	<b>146'424</b>	<b>220'112</b>
Total change - Δ in % to Q3/14**	-10	n/a	-17	n/a	n/a	n/a	-11	-13
Total change - Δ in % to Q2/15***	-5	n/a	-5	n/a	n/a	n/a	-27	-21

\* Please note that the product category 'Investment Products with Reference Entities' exists only in Switzerland. Values for this category are therefore shown as 'Various Investment Products'.









\*\* Field indicates per cent change between Q3/2015 and equivalent last year quarter Q3/2014.

\*\*\* Field indicates per cent change between reporting quarter Q3/2015 and previous quarter Q2/2015.

† As a result of the significant deviation from the previous report, the accurateness of the numbers is currently being investigated by the Swiss National Bank.

Source: Country Associations, Derivative Partners

## 2. Quarterly overview (Q3/2015)

	 Austria	 France	 Germany	 Italy	 Netherlands	 Sweden	 Switzerland*	 EUSIPA
<b>Number of New Listings on Exchange</b>								
1 Investment Products	142	484	175'651	116	16	123	1'928	178'460
11 Capital Protected	n/a	n/a	43	n/a	n/a	n/a	34	77
12 Yield-Enhancement	n/a	481	134'186	n/a	n/a	n/a	1'756	136'423
13 Participation	n/a	3	89'219	n/a	16	n/a	115	89'353
199 Various	n/a	n/a	83	n/a	n/a	n/a	23	106
2 Leverage Products	898	36'671	691'733	966	11'126	6'019	8'090	755'503
21 Without Knock-Out	144	6'941	148'124	n/a	n/a	2'886	n/a	158'095
22 With Knock-Out	754	29'680	543'468	n/a	11'109	3'058	n/a	588'069
23 Constant Leverage	n/a	50	141	n/a	17	56	n/a	264
Various	n/a	n/a	n/a	n/a	n/a	19	n/a	19
<b>Total</b>	<b>1'040</b>	<b>37'155</b>	<b>867'384</b>	<b>1'082</b>	<b>11'142</b>	<b>6'142</b>	<b>10'018</b>	<b>933'963</b>
Total change - Δ in % to Q3/14**	11	26	57	-25	n/a	123	3	57
Total change - Δ in % to Q2/15***	-34	18	15	-49	34	2	5	15
<b>Number of Exchange Listed Products</b>								
1 Investment Products	1'995	1'496	573'275	1'226	177	5'037	12'019	595'225
11 Capital Protected	n/a	n/a	2'494	n/a	n/a	n/a	805	3'299
12 Yield-Enhancement	n/a	1'320	277'839	n/a	96	n/a	8'608	287'863
13 Participation	n/a	175	291'784	n/a	81	n/a	2'111	294'151
199 Various	n/a	n/a	1'158	n/a	n/a	n/a	495	1'653.00
2 Leverage Products	4'217	26'752	735'351	4'554	14'432	9'646	22'206	817'158
21 Without Knock-Out	1'692	11'576	398'259	n/a	10	4'441	n/a	415'978
22 With Knock-Out	2'525	14'819	333'222	n/a	14'358	3'614	n/a	368'538
23 Constant Leverage	n/a	357	3'870	n/a	64	1'364	n/a	5'655
Various	n/a	n/a	n/a	n/a	n/a	227	n/a	227
<b>Total</b>	<b>6'212</b>	<b>28'248</b>	<b>1'308'626</b>	<b>5'780</b>	<b>14'609</b>	<b>14'683</b>	<b>34'225</b>	<b>1'412'383</b>
Total change - Δ in % to Q3/14**	1	8	18	13	n/a	16	1	18
Total change - Δ in % to Q2/15***	-5	-6	0	-3	84	8	-3	1

\* Please note that the product category 'Investment Products with Reference Entities' exists only in Switzerland. Values for this category are therefore shown as 'Various Investment Products'.

\*\* Field indicates per cent change between Q3/2015 and equivalent last year quarter Q3/2014.

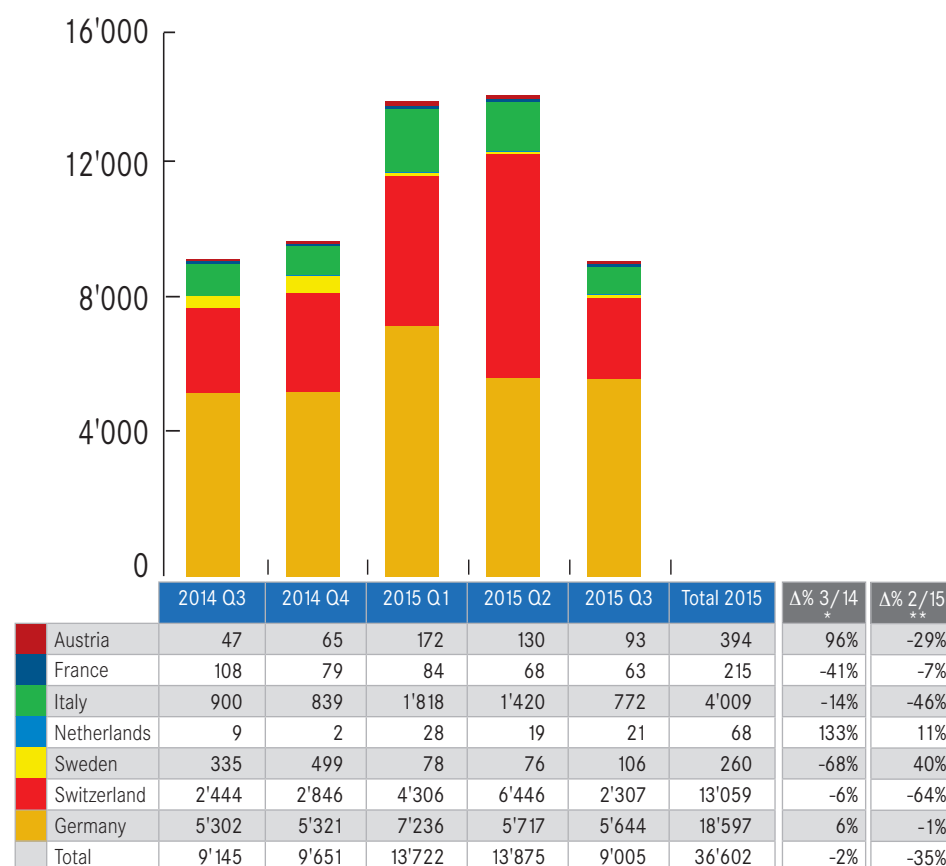
\*\*\* Field indicates per cent change between reporting quarter Q3/2015 and previous quarter Q2/2015.

Source: Country Associations, Derivative Partners

### 3. Exchange turnover

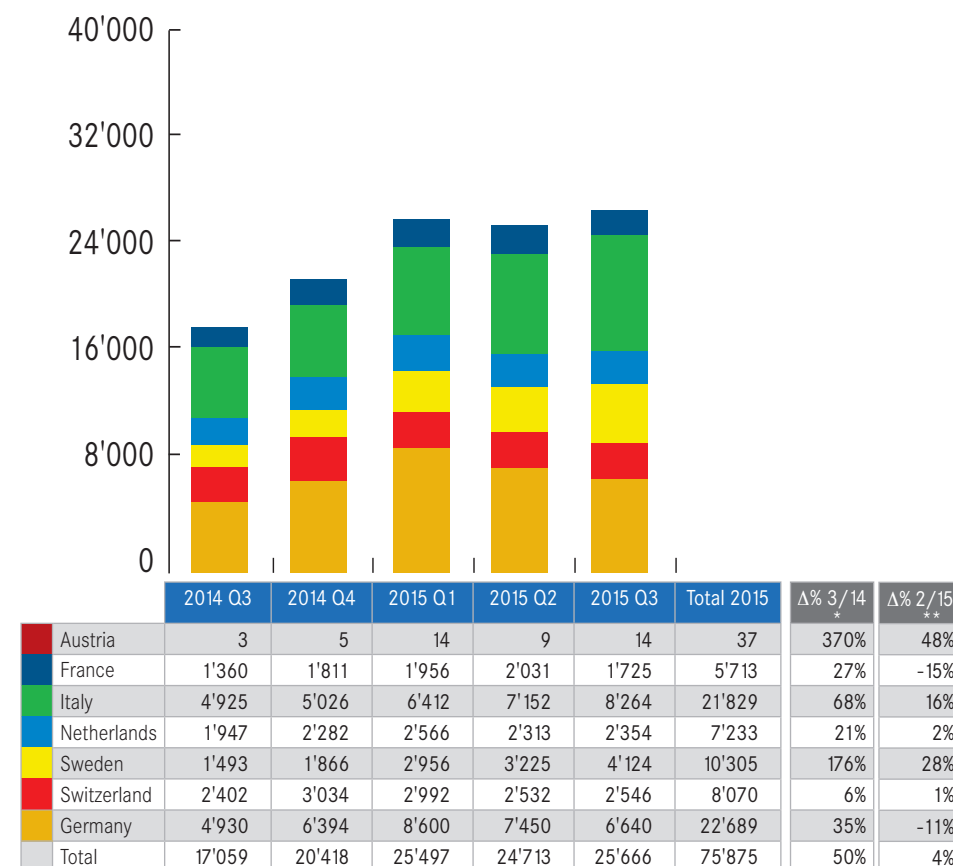
#### Investment Products

in Mio. EUR



#### Leverage Products

in Mio. EUR



Source: Country Associations, Derivative Partners

\* Field indicates per cent change between Q3/2015 and equivalent last year quarter Q3/2014.

\*\* Field indicates per cent change between reporting quarter Q3/2015 and previous quarter Q2/2015.

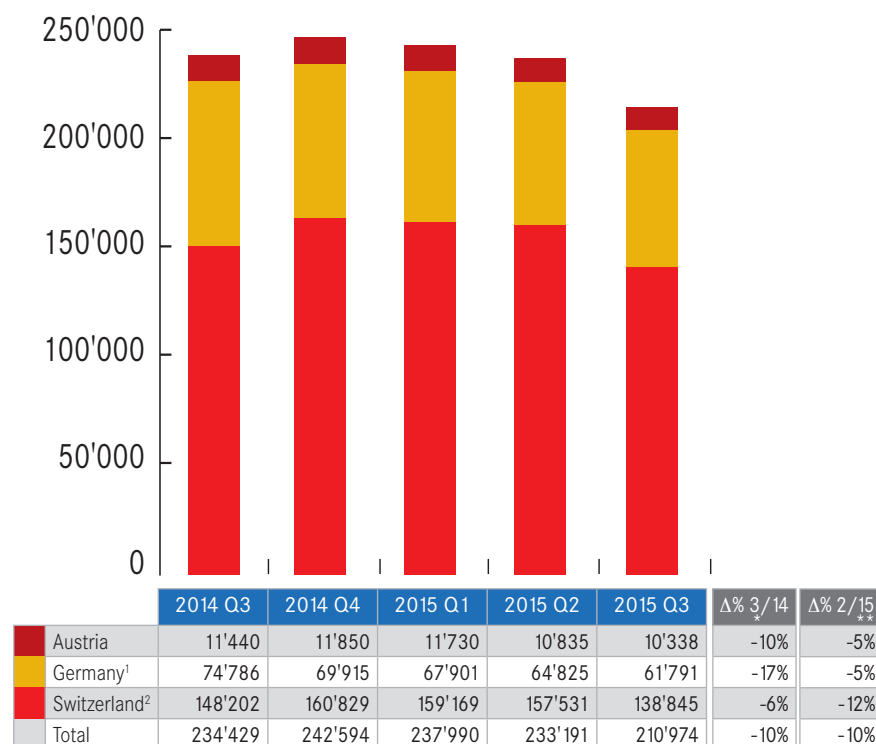
\* Field indicates per cent change between Q3/2015 and equivalent last year quarter Q3/2014.

\*\* Field indicates per cent change between reporting quarter Q3/2015 and previous quarter Q2/2015.

## 4. Outstanding volume

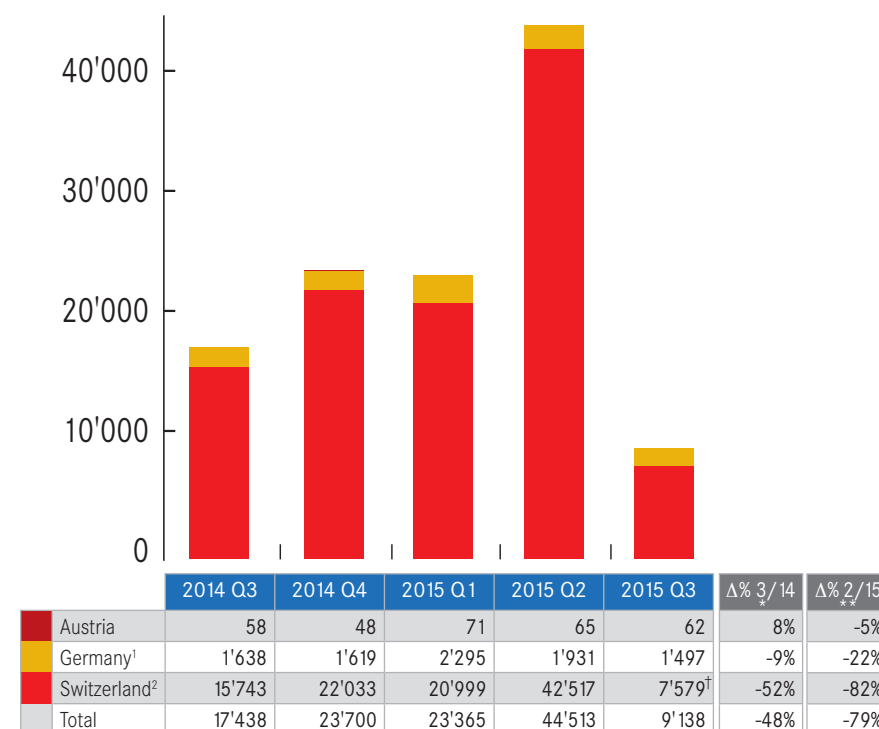
### Investment Products

in Mio. EUR



### Leverage Products

in Mio. EUR



Source: Country Associations, Derivative Partners

<sup>1</sup> The German figures are sourced in from the 16 issuers assembled under the roof of Deutsche Derivate Verband (DDV) and entail assets from the sales of listed note-based structured retail products to customers based in Germany. The 16 issuers cover more than 90% of the German market in these products.

<sup>2</sup> The Swiss figures are sourced in from the Swiss National Bank and represent all assets in listed note-based structured retail products held in Swiss depots of issuers domiciled in Switzerland. The figures include therefore, to a small extent, also assets from product sales of these issuers outside Switzerland.

\* Field indicates per cent change between Q3/2015 and equivalent last year quarter Q3/2014.

\*\* Field indicates per cent change between reporting quarter Q3/2015 and previous quarter Q2/2015.

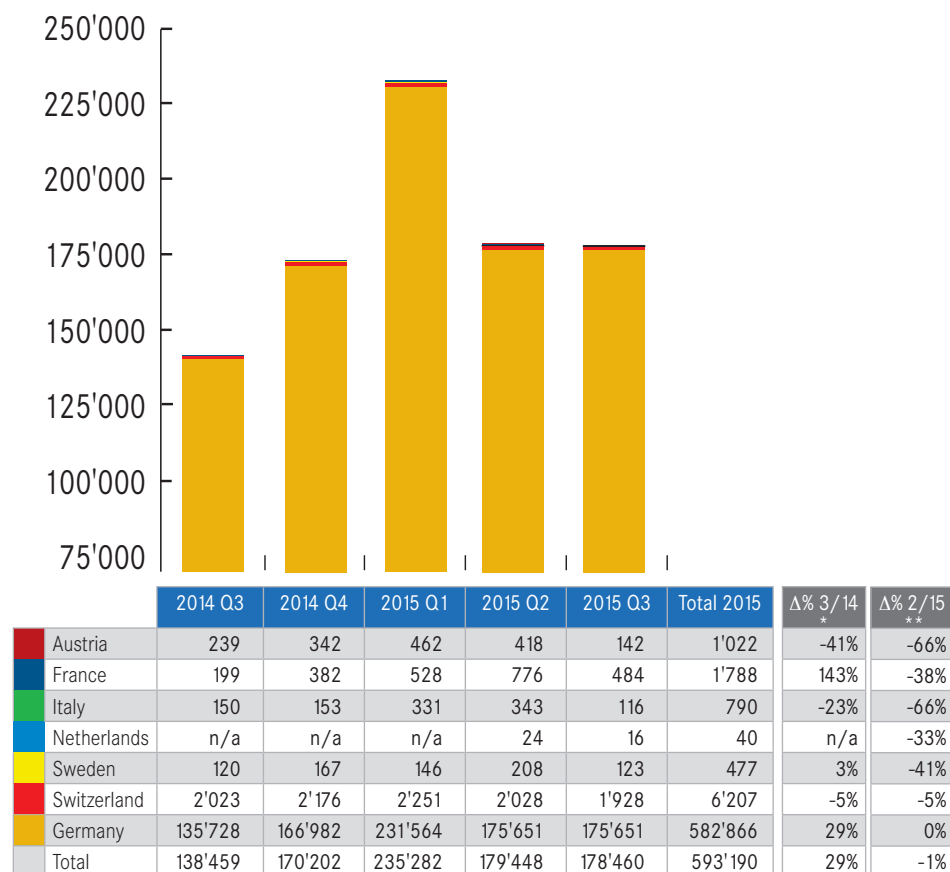
\* Field indicates per cent change between Q3/2015 and equivalent last year quarter Q3/2014.

\*\* Field indicates per cent change between reporting quarter Q3/2015 and previous quarter Q2/2015.

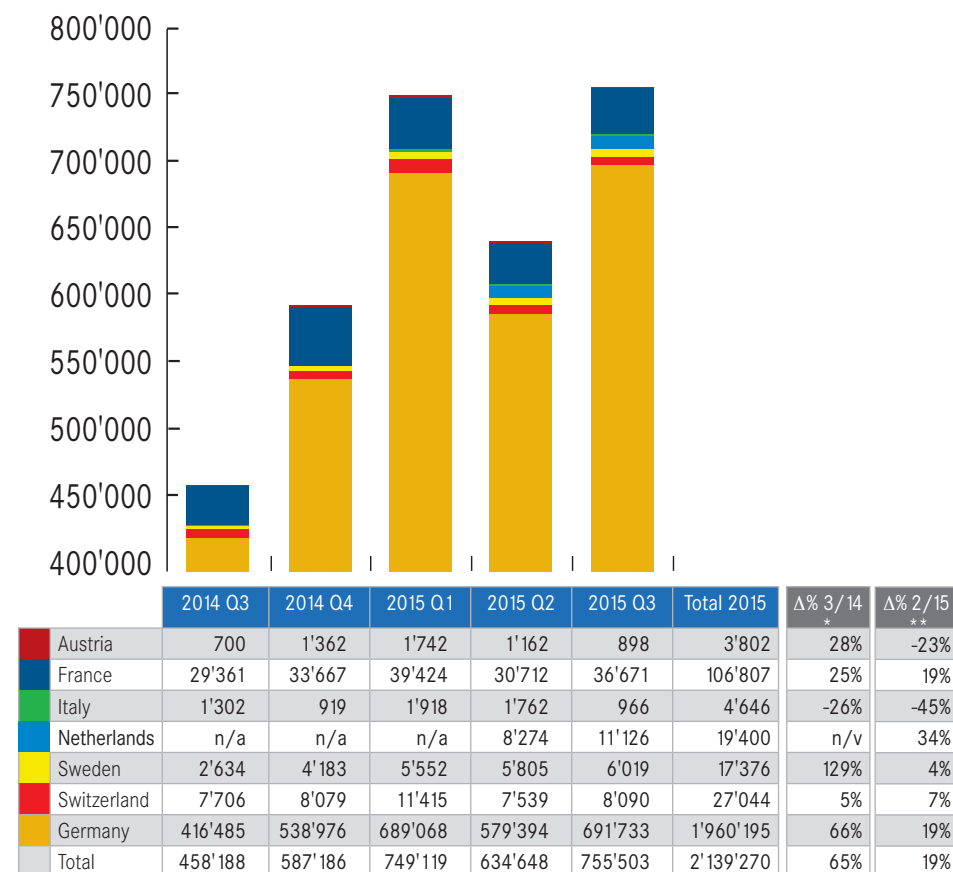
<sup>†</sup> As a result of the significant deviation from the previous report, the accurateness of the numbers is currently being investigated by the Swiss National Bank.

## 5. Number of new listings on exchange

### Investment Products



### Leverage Products



Source: Country Associations, Derivative Partners

\* Field indicates per cent change between Q3/2015 and equivalent last year quarter Q3/2014.

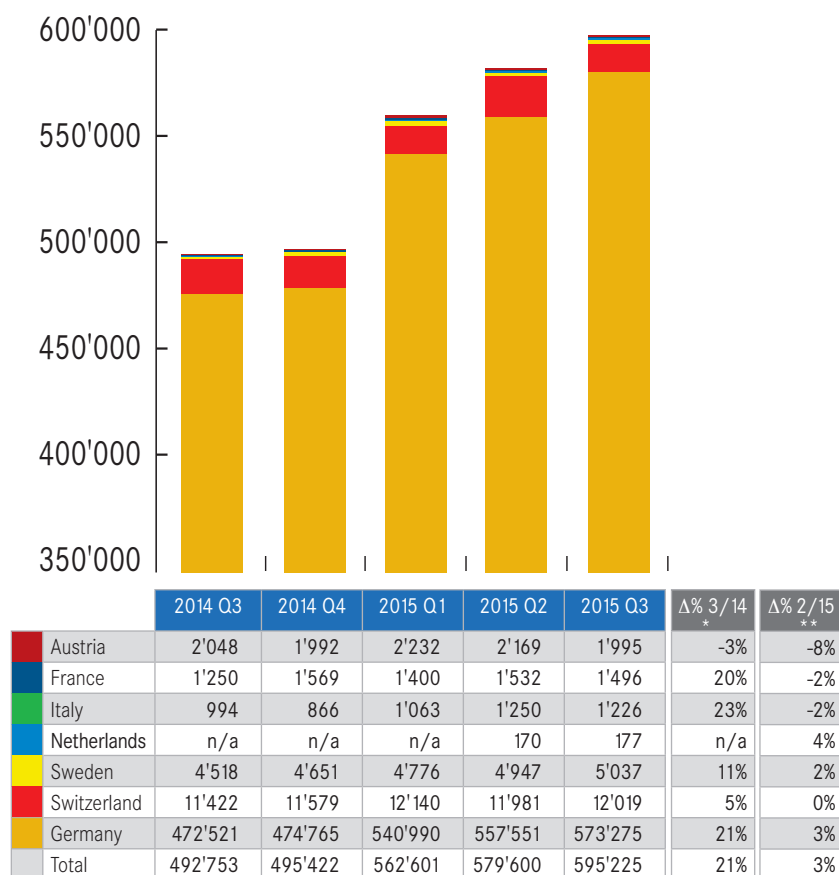
\*\* Field indicates per cent change between reporting quarter Q3/2015 and previous quarter Q122015.

\* Field indicates per cent change between Q3/2015 and equivalent last year quarter Q3/2014.

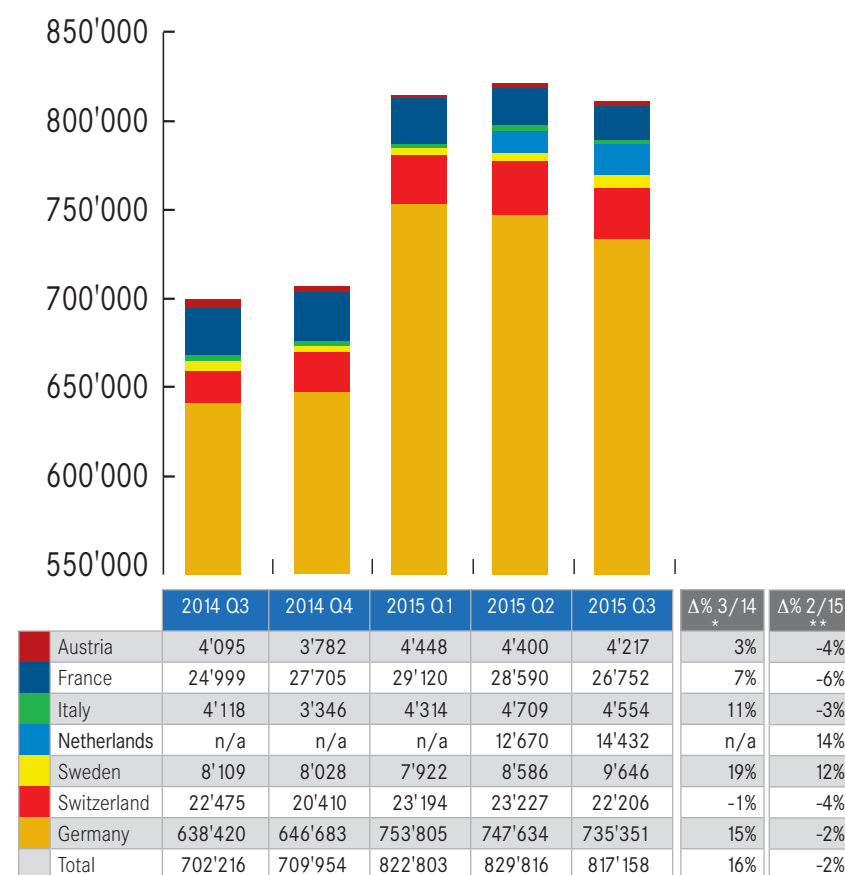
\*\* Field indicates per cent change between reporting quarter Q3/2015 and previous quarter Q2/2015.

## 6. Number of exchange listed products

### Investment Products



### Leverage Products



Source: Country Associations, Derivative Partners

\* Field indicates per cent change between Q3/2015 and equivalent last year quarter Q3/2014.  
 \*\* Field indicates per cent change between reporting quarter Q3/2015 and previous quarter Q2/2015.

\* Field indicates per cent change between Q3/2015 and equivalent last year quarter Q3/2014.  
 \*\* Field indicates per cent change between reporting quarter Q3/2015 and previous quarter Q2/2015.



## 7. Appendix

### Data sources

EUSIPA Members

Derivative Partners AG

Key date is 30th September 2015. The exchange rates for CHF/EUR and SEK/EUR are defined at the last trading day of each quarter.

### Contact

Thomas Wulf | Secretary General

EUSIPA - European Structured Investment Products Association

Bastion Tower Level 20

5, Place du Champ de Mars

1050 Brussels | Belgium

Phone: +32 2 550 34 15

Mobile: +32 475 25 15 99

[wulf@eusipa.org](mailto:wulf@eusipa.org)

[www.eusipa.org](http://www.eusipa.org)

The data is collected by Derivative Partners AG.

Patrick Walther | Managing Director

Derivative Partners AG

Splügenstrasse 10

8002 Zurich | Switzerland

Tel.: 0041 43 305 00 55

Fax: 0041 43 305 05 31

[patrick.walther@derivativepartners.com](mailto:patrick.walther@derivativepartners.com)

### Disclaimer

EUSIPA, the country associations and Derivative Partners do not guarantee the accuracy of this document. We hereby authorize reprints of and quotes with attributions from this document.

Further information about Structured Investment Products is provided by the country associations on their websites:

### Austria

Zertifikate Forum Austria (ZFA)

[www.zertifikateforum.at](http://www.zertifikateforum.at)



### France

Association Française des Produits Dérivés de Bourse (AFPDB)

[www.afpdb.fr](http://www.afpdb.fr)



### Germany

Deutscher Derivate Verband (DDV)

[www.derivateverband.de](http://www.derivateverband.de)



### Italy

Associazione Italiana Certificati e prodotti di Investimento (ACEPI)

[www.acepi.it](http://www.acepi.it)



### Netherlands

Netherlands Structured Investment Products Association (NEDSIPA)

[www.nedsipa.nl](http://www.nedsipa.nl)



### Sweden

Swedish exchange-traded investment products association (SETIPA)

[www.setipa.se](http://www.setipa.se)



### Switzerland

Swiss Structured Products Association (SSPA)

[www.svsp-verband.ch](http://www.svsp-verband.ch)

