

EUSIPA Market Report on structured investment products

Q2/2014



Contents

Highlights	2
Quarterly overview	3
Exchange turnover	5
Outstanding volume	6
Number of new listings on exchange	7
Number of exchanged listed products	8
Appendix	9

1. Highlights

Exchange Turnover: Decreasing Turnover

In the second quarter 2014 the overall exchange turnover decreased to 26.40 bn EUR which is a minus of 20.96% compared to the last quarter (33.41 bn EUR) and a minus of 9.75% on a year-to-year basis. Leverage Products accounted in Q2 2014 for 17.02 bn EUR with an increase of 4.77% on a year-to-year basis in turnover and investment products for 9.38 bn EUR (-27.89%) compared to the equivalent last year quarter.

Outstanding Volume: Increasing Volume

The Q2 2014 figures for the Austrian, German¹ and Swiss² market show a rising volume in investment products with 6.30%, measured on a year-to-year basis, and 0.16% compared to the preceding quarter Q1 2014. The volume in leverage products, which is rather small compared to the volume of investment products, is 3.10% lower than the equivalent quarter Q2 2013 and 4.37% higher when being compared to the preceding quarter Q1 2014.

Number of New Listings: Decreasing / Slightly Increasing (Year-to-Year)

Compared to the previous quarter the number of new listings decreased by 19.65% to 540'269 products. Whereas 77.76% of all new listed products were issued in the leveraged segment, investment products obtain a share of 22.24%. For leverage products the number of new listings decreased by 0.91% on a year-to-year basis and by 17.69% compared to the previous quarter. However, for investment products the number of new listings increased with a degree of 4.43% on a year-to-year basis and decreased 25.84% compared to the previous quarter.









Number of Products: Decreasing / Increasing (Year-to-Year)

At the end of June 2014 a total of 1'177'953 products were listed in EUSIPA member countries (excluding The Netherlands). This is a minus of 2.60% compared to the first quarter of 2014 (1'209'351). Measured on a year-to-year basis the number of listed investment products accounted for an increase of 9.05%. Leverage products saw an increase of 12.37% in the same time period.

¹ The German figures are sourced in from the 16 issuers assembled under the roof of Deutsche Derivate Verband (DDV) and entail assets from the sales of listed note-based structured retail products to customers based in Germany. The 16 issuers cover about 90% of the German market in these products.

² The Swiss figures are sourced in from the Swiss National Bank and represent all assets in listed note-based structured retail products held in Swiss depots of issuers domiciled in Switzerland. The figures include therefore, to a small extent, also assets from product sales of these issuers outside Switzerland.

2. Quarterly overview (Q2/2014)

	 Austria	 France	 Germany	 Italy	 Netherlands	 Sweden	 Switzerland*	 EUSIPA
Exchange Turnover (Mio. EUR)								
1 Investment Products	47	88	5'167	1'241	6	516	2'318	9'383
11 Capital Protected	n/a	0	379	n/a	n/a	n/a	260	n/a
12 Yield-Enhancement	n/a	45.45	n/a	n/a	n/a	n/a	904	n/a
13 Participation	n/a	40.90	4'733	n/a	10	n/a	1'072	n/a
199 Various	n/a	0.00	55	n/a	n/a	n/a	81	n/a
2 Leverage Products	4	1'231	4'400	5'384	2'082	1'497	2'425	17'023
21 Without Knock-Out	1	277	1'240	n/a	0	43	n/a	n/a
22 With Knock-Out	3	506	2'583	n/a	2'067	339	n/a	n/a
23 Constant Leverage	n/a	448	578	n/a	14	1'073	n/a	n/a
299 Various	n/a	n/a	n/a	n/a	1	42	n/a	n/a
Total	51	1'318	9'568	6'625	2'088	2'013	4'743	26'406
Total change - Δ in % to Q2/13*	-16.42%	-21.45%	-15.42%	55.45%	-5.24%	3.66%	-39.21%	-9.75%
Total change - Δ in % to Q1/14**	-24.11%	-24.67%	-24.90%	4.38%	-22.44%	-20.30%	-34.92%	-20.96%
Outstanding Volume (Mio. EUR)								
1 Investment Products	12'400	n/a	79'783	n/a	n/a	n/a	146'635	238'818
11 Capital Protected	n/a	n/a	51'472	n/a	n/a	n/a	44'346	n/a
12 Yield-Enhancement	n/a	n/a	7'510	n/a	n/a	n/a	57'916	n/a
13 Participation	n/a	n/a	15'661	n/a	n/a	n/a	41'493	n/a
199 Various	n/a	n/a	4'242	n/a	n/a	n/a	2'880	n/a
2 Leverage Products	88	n/a	1'662	n/a	n/a	n/a	11'171	12'920
21 Without Knock-Out	n/a	n/a	675	n/a	n/a	n/a	n/a	n/a
22 With Knock-Out	n/a	n/a	737	n/a	n/a	n/a	n/a	n/a
23 Constant Leverage	n/a	n/a	250	n/a	n/a	n/a	n/a	n/a
299 Various	n/a	n/a	n/a	n/a	n/a	n/a	n/a	n/a
Total	12'488	n/a	81'445¹	n/a	n/a	n/a	157'806²	251'738
Total change - Δ in % to Q2/13*	-3.78%	n/a	-7.49%	n/a	n/a	n/a	15.21%	5.77%
Total change - Δ in % to Q1/14**	0.81%	n/a	-5.40%	n/a	n/a	n/a	3.59%	0.37%

* Please note that the product category 'Investment Products with Reference Entities' exists only in Switzerland. Values for this category are therefore shown as 'Various Investment Products'.

Source: Country Associations, Derivative Partners









** Field indicates per cent change between Q2/2014 and equivalent last year quarter Q2/2013.

*** Field indicates per cent change between reporting quarter Q2/2014 and previous quarter Q1/2014.

¹ The German figures are sourced in from the 16 issuers assembled under the roof of Deutsche Derivate Verband (DDV) and entail assets from the sales of listed note-based structured retail products to customers based in Germany. The 16 issuers cover about 90% of the German market in these products.

² The Swiss figures are sourced in from the Swiss National Bank and represent all assets in listed note-based structured retail products held in Swiss depots of issuers domiciled in Switzerland. The figures include therefore, to a small extent, also assets from product sales of these issuers outside Switzerland. The Swiss National Bank has extended the circle of the reportable institutions for the statistics of the securities held in bank's client deposits. The survey group consists now also of institutions with a special field of business. In case of such institutions with a special field of business and especially for deposits which are stored centrally there are only securities included that are not already stored at another reportable bank and reported by it.

2. Quarterly overview (Q2/2014)

	 Austria	 France	 Germany	 Italy	 Netherlands	 Sweden	 Switzerland*	 EUSIPA
Number of New Listings on Exchange								
1 Investment Products	270	407	116'961	67	n/a	226	2'230	120'161
11 Capital Protected	n/a	0	89	n/a	n/a	n/a	36	n/a
12 Yield-Enhancement	n/a	395	62'594	n/a	n/a	n/a	2'008	n/a
13 Participation	n/a	12	54'163	n/a	n/a	n/a	155	n/a
199 Various	n/a	0	115	n/a	n/a	n/a	31	n/a
2 Leverage Products	1'125	27'629	380'854	954	n/a	3'018	6'528	420'108
21 Without Knock-Out	437	4'641	102'162	n/a	n/a	1'497	n/a	n/a
22 With Knock-Out	688	22'988	277'806	n/a	n/a	1'459	n/a	n/a
23 Constant Leverage	n/a	0	886	n/a	n/a	56	n/a	n/a
299 Various	n/a	n/a	n/a	n/a	n/a	6	n/a	n/a
Total	1'395	28'036	497'815	1'021	n/a	3'244	8'758	540'269
Total change - Δ in % to Q2/13*	282.19%	109.55%	-1.57%	-37.25%	n/a	-34.78%	-32.32%	0.23%
Total change - Δ in % to Q1/14**	-41.41%	22.81%	-21.19%	-3.22%	n/a	-16.28%	-17.14%	-19.65%
Number of Exchange Listed Products								
1 Investment Products	2'126	1'270	464'770	943	n/a	4'434	11'597	485'140
11 Capital Protected	n/a	0	3'176	n/a	n/a	n/a	1'042	n/a
12 Yield-Enhancement	n/a	1'017	220'668	n/a	n/a	n/a	7'598	n/a
13 Participation	n/a	253	240'074	n/a	n/a	n/a	2'575	n/a
199 Various	n/a	n/a	852	n/a	n/a	n/a	382	n/a
2 Leverage Products	4'515	21'700	631'309	3'686	n/a	9'522	22'081	692'813
21 Without Knock-Out	2'034	8'529	346'579	n/a	n/a	4'309	n/a	n/a
22 With Knock-Out	2'481	12'971	282'161	n/a	n/a	4'320	n/a	n/a
23 Constant Leverage	n/a	200	2'569	n/a	n/a	676	n/a	n/a
299 Various	n/a	n/a	n/a	n/a	n/a	217	n/a	n/a
Total	6'641	22'970	1'096'079	4'629	n/a	13'956	33'678	1'177'953
Total change - Δ in % to Q2/13*	23.99%	12.52%	11.19%	-24.15%	n/a	52.19%	-2.69%	10.98%
Total change - Δ in % to Q1/14**	2.25%	-20.49%	-2.06%	-10.93%	n/a	-5.82%	-3.34%	-2.60%

* Please note that the product category 'Investment Products with Reference Entities' exists only in Switzerland. Values for this category are therefore shown as 'Various Investment Products'.

Source: Country Associations, Derivative Partners

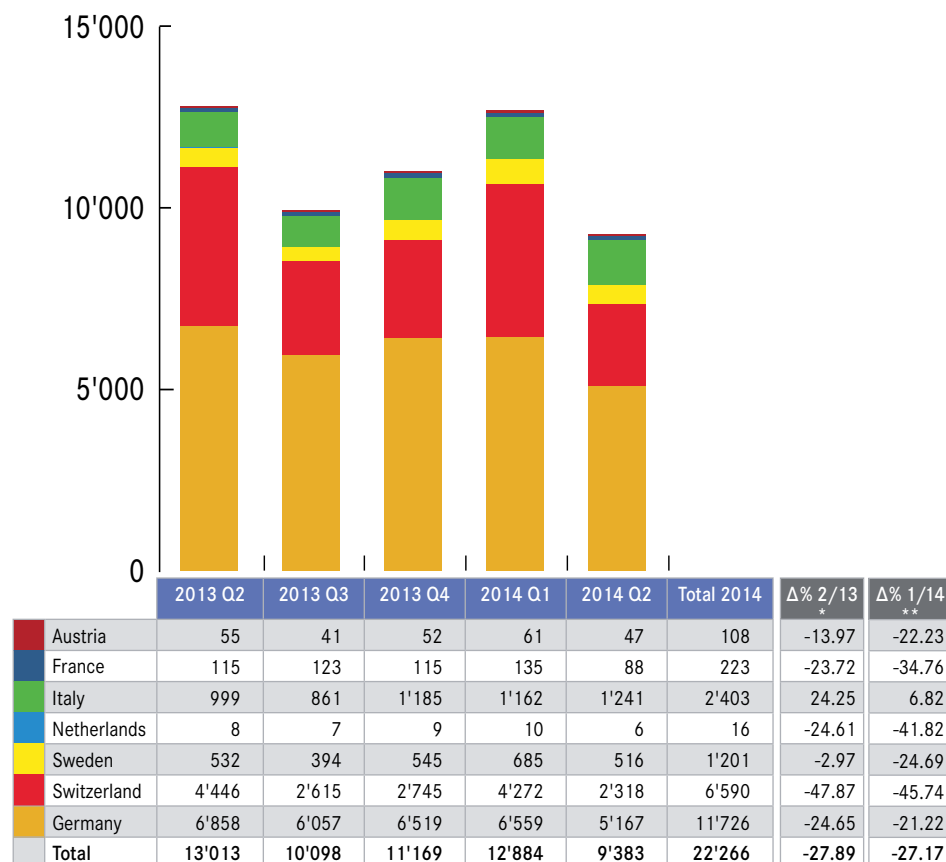
** Field indicates per cent change between Q2/2014 and equivalent last year quarter Q2/2013.

*** Field indicates per cent change between reporting quarter Q2/2014 and previous quarter Q1/2014.

3. Exchange turnover

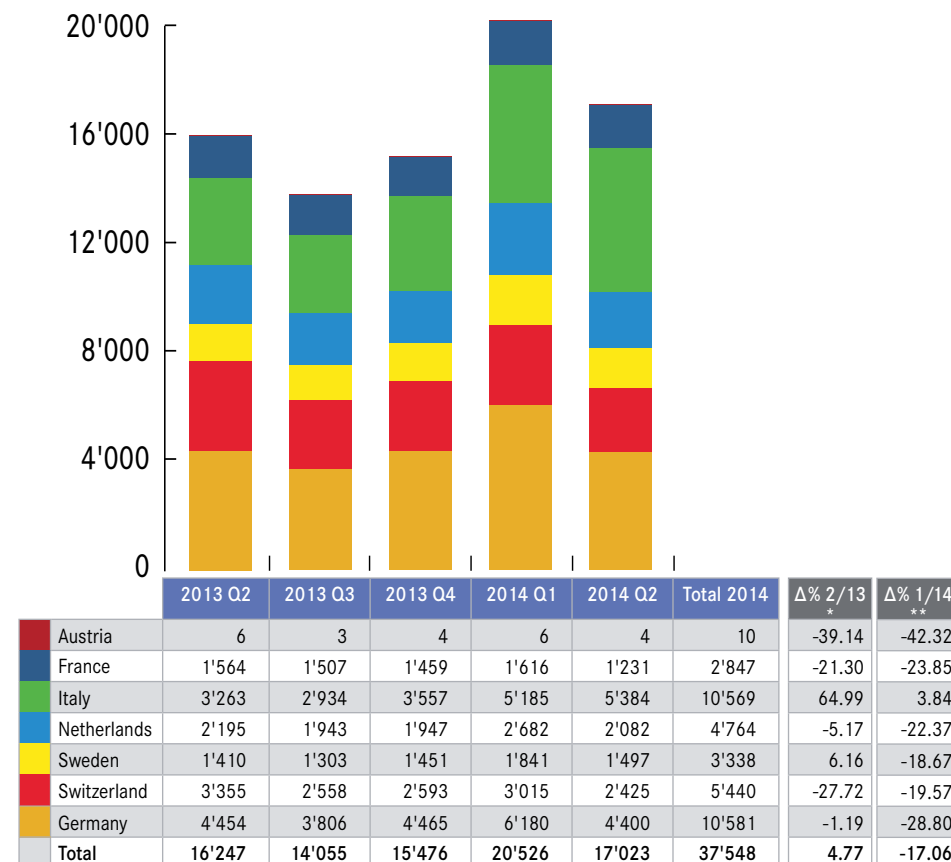
Investment Products

in Mio. EUR



Leverage Products

in Mio. EUR



Source: Country Associations, Derivative Partners

* Field indicates per cent change between Q2/2014 and equivalent last year quarter Q2/2013.

** Field indicates per cent change between reporting quarter Q2/2014 and previous quarter Q1/2014.

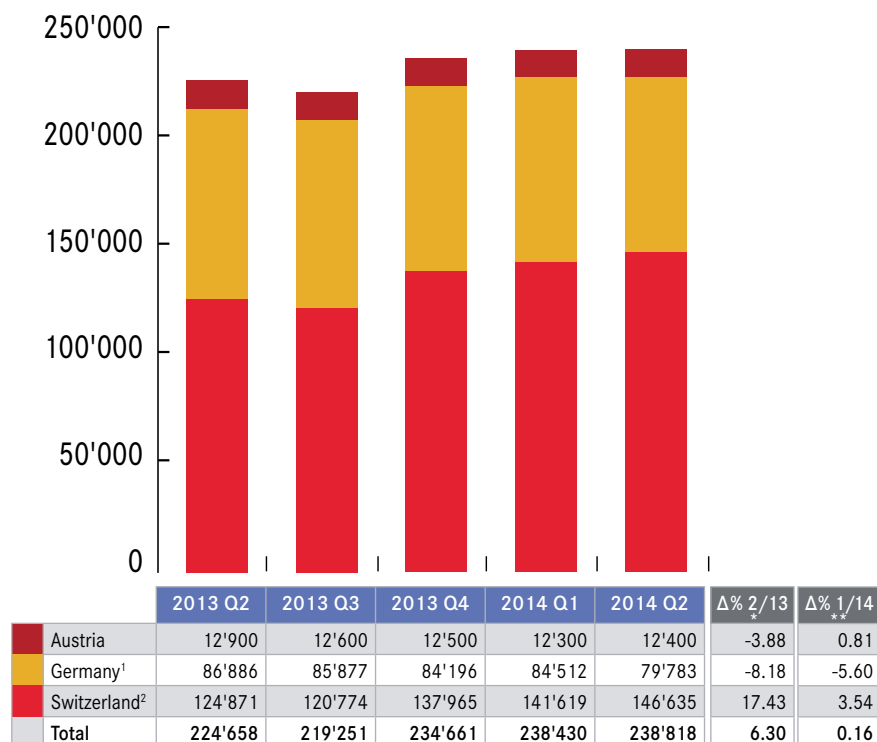
* Field indicates per cent change between Q2/2014 and equivalent last year quarter Q2/2013.

** Field indicates per cent change between reporting quarter Q2/2014 and previous quarter Q1/2014.

4. Outstanding volume

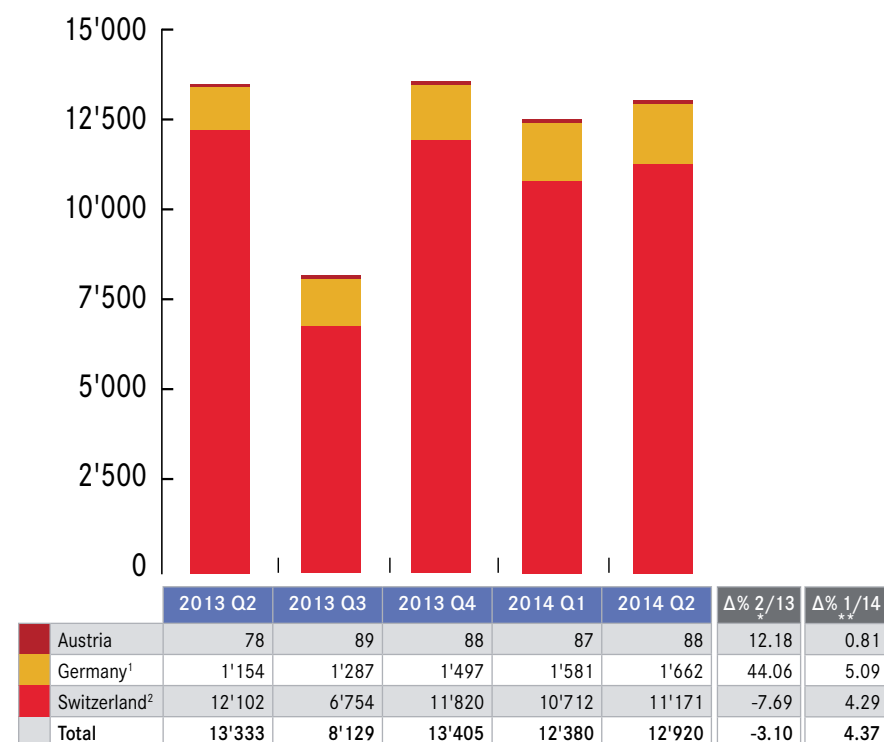
Investment Products

in Mio. EUR



Leverage Products

in Mio. EUR



Source: Country Associations, Derivative Partners

¹ The German figures are sourced in from the 16 issuers assembled under the roof of Deutsche Derivate Verband (DDV) and entail assets from the sales of listed note-based structured retail products to customers based in Germany. The 16 issuers cover about 90% of the German market in these products.

² The Swiss figures are sourced in from the Swiss National Bank and represent all assets in listed note-based structured retail products held in Swiss depots of issuers domiciled in Switzerland. The figures include therefore, to a small extent, also assets from product sales of these issuers outside Switzerland.

* Field indicates per cent change between Q2/2014 and equivalent last year quarter Q2/2013.

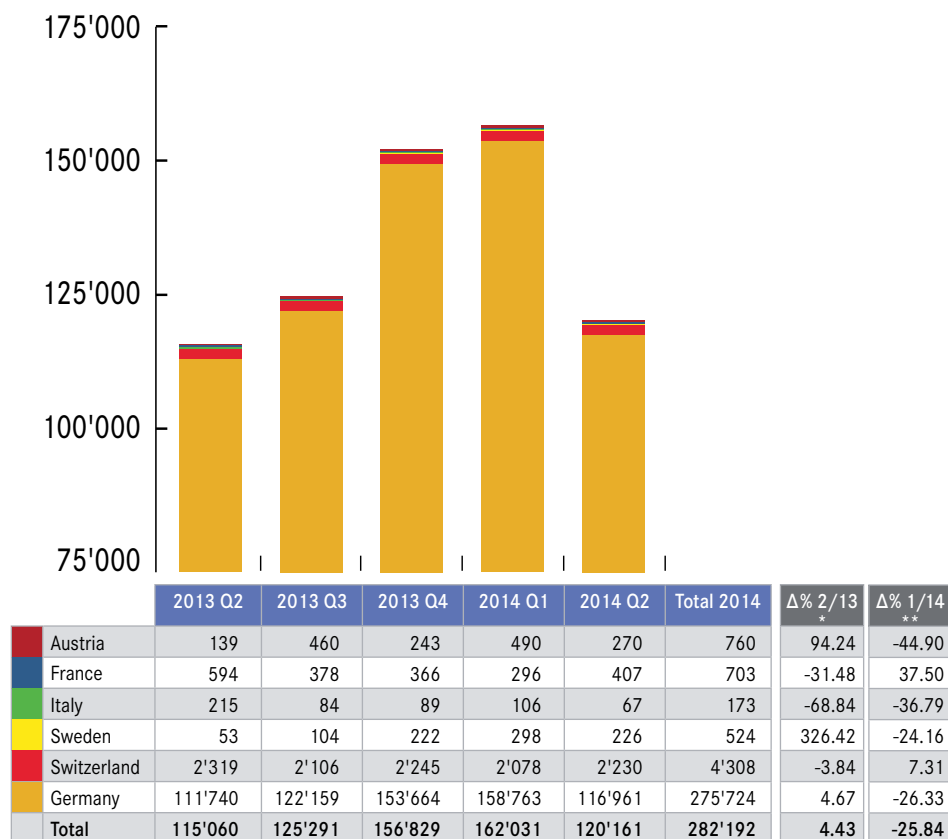
** Field indicates per cent change between reporting quarter Q2/2014 and previous quarter Q1/2014.

* Field indicates per cent change between Q2/2014 and equivalent last year quarter Q2/2013.

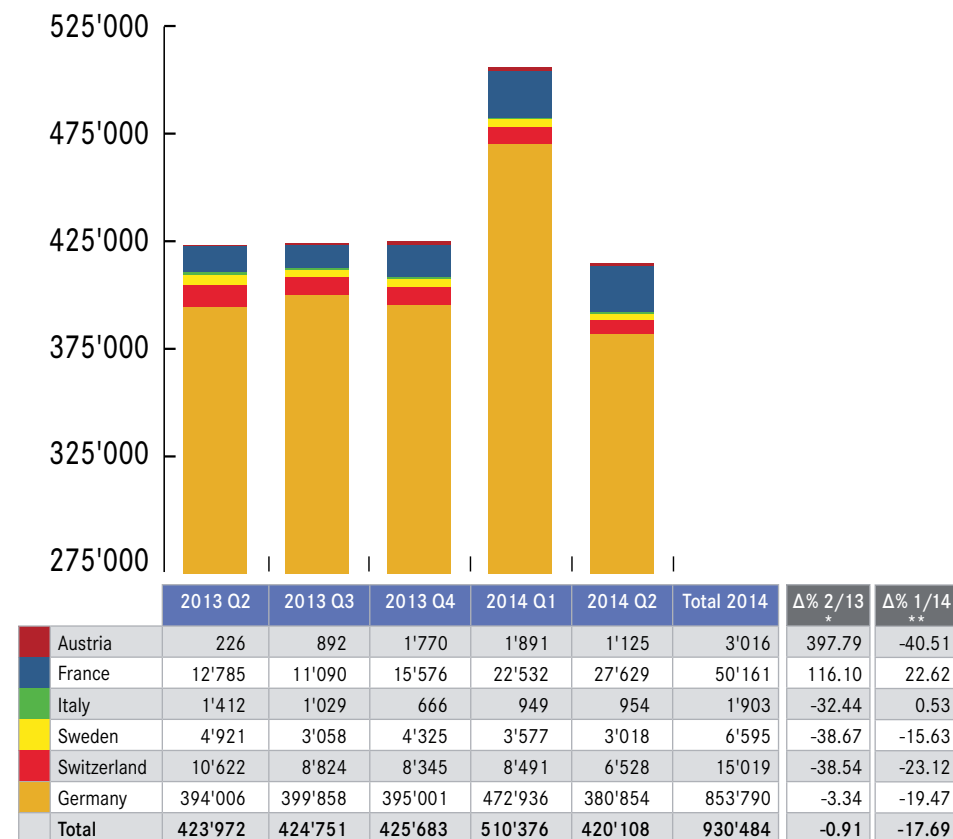
** Field indicates per cent change between reporting quarter Q2/2014 and previous quarter Q1/2014.

5. Number of new listings on exchange

Investment Products



Leverage Products



Source: Country Associations, Derivative Partners

* Field indicates per cent change between Q2/2014 and equivalent last year quarter Q2/2013.

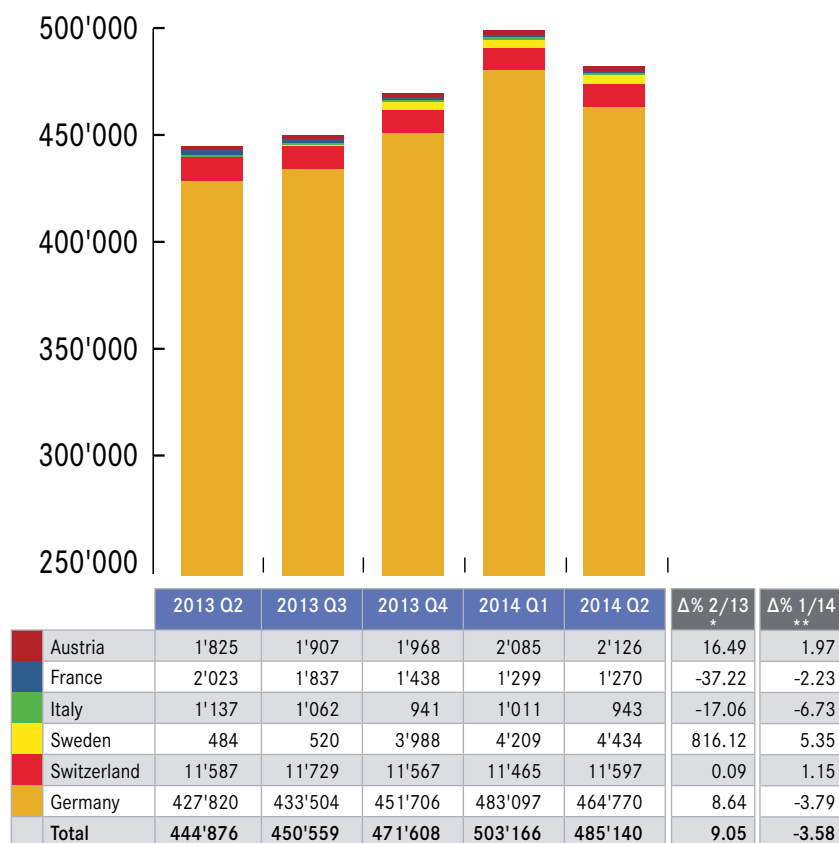
** Field indicates per cent change between reporting quarter Q2/2014 and previous quarter Q1/2014.

* Field indicates per cent change between Q2/2014 and equivalent last year quarter Q2/2013.

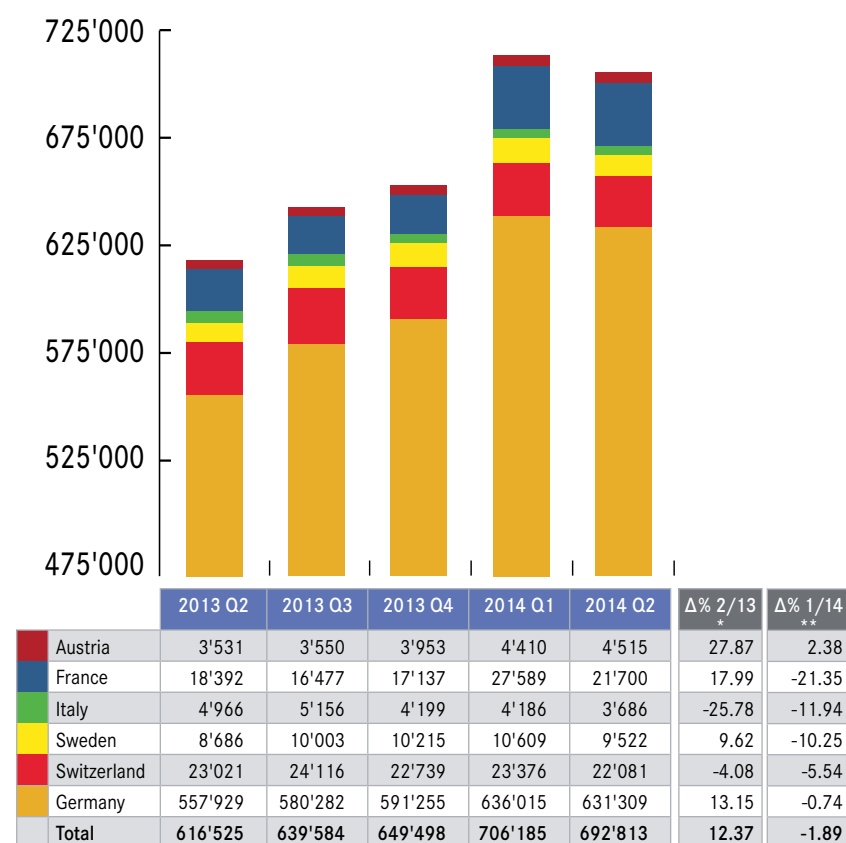
** Field indicates per cent change between reporting quarter Q2/2014 and previous quarter Q1/2014.

6. Number of exchange listed products

Investment Products



Leverage Products



Source: Country Associations, Derivative Partners

* Field indicates per cent change between Q2/2014 and equivalent last year quarter Q2/2013.

** Field indicates per cent change between reporting quarter Q2/2014 and previous quarter Q1/2014.

* Field indicates per cent change between Q2/2014 and equivalent last year quarter Q2/2013.

** Field indicates per cent change between reporting quarter Q2/2014 and previous quarter Q1/2014.

7. Appendix

Data sources

EUSIPA Members

Derivative Partners Research AG

Key date is 30th June 2014. The exchange rates for CHF/EUR and SEK/EUR are defined at the last trading day of each quarter.

Contact

Thomas Wulf | Secretary General

EUSIPA - European Structured Investment Products Association

Bastion Tower Level 20

5, Place du Champ de Mars

1050 Brussels | Belgium

Phone: +32 2 550 34 15

Mobile: +32 475 25 15 99

wulf@eusipa.org

www.eusipa.org

The data is collected by Derivative Partners Research AG.

Andreas Kropf | Managing Director

Derivative Partners Research AG

Splügenstrasse 10

8002 Zurich | Switzerland

Tel.: 0041 43 305 05 46

Fax: 0041 43 305 05 31

andreas.kropf@derivativepartners.com

Disclaimer

EUSIPA, the country associations and Derivative Partners do not guarantee the accuracy of this document. We hereby authorize reprints of and quotes with attributions from this document.

Further information about Structured Investment Products is provided by the country associations on their websites:

Austria

Zertifikate Forum Austria (ZFA)

www.zertifikateforum.at



France

Association Française des Produits Dérivés de Bourse (AFPDB)

www.afpdb.fr



Germany

Deutscher Derivate Verband (DDV)

www.derivateverband.de



Italy

Associazione Italiana Certificati e prodotti di Investimento (ACEPI)

www.acepi.it



Netherlands

Netherlands Structured Investment Products Association (NEDSIPA)

www.nedsipa.nl



Sweden

Swedish exchange-traded investment products association (SETIPA)

www.setipa.se



Switzerland

Swiss Structured Products Association (SSPA)

www.svsp-verband.ch

